

VARIETY OF ACCESSORIES

Arbors



HSS and TCT cutters



Tapping chucks and adapters



Cooling/Lubricating products



Pipe clamp, Vacuum base, Rail drill accessories



PROMOTECH SP. Z O.O.

ul. Elewatorska 23/1, 15-620 BIAŁYSTOK, POLAND
tel. (+48 85) 678 34 95, fax (+48 85) 662 78 77
www.promotech.eu www.atexdrilling.com
marketing@promotech.eu



ATEX PNEUMATIC DRILLS

The drills feature combination of pneumatic drive and permanent magnetic base that eliminates the need of electric power supply thus making pneumatic drilling machines an ideal solution in many hazardous environments such as oil drilling platforms, shipbuilding or petrochemical industry.

PRO-35 ADA-ATEX



PRO-200A ATEX



PRO-45/2 ATEX



RAIL DRILLING MACHINES

Powerful, compact and lightweight machines enable drilling in rails by means of wide range of accessories dedicated to a variety of rail standards. Fast positioning, quick clamping and instant unlocking mechanisms make them easy to use and safe devices.

PRO-36R ELECTRIC MOTOR RAIL DRILL



PETROL MOTOR RAIL DRILL

PRO-36RH

Complete technical specifications are available at www.promotech.eu

HYDRAULIC PUNCHERS

Two models of hydraulic punchers are available together with a compact portable hydraulic power pack.

PRO-60 HP




PRO-110 HP



HPP-700/1.5



Customize your work place with a variety of optional accessories.



Hoist set



Wheel puncher slide



Bench top stand with foot pedal

PROMOTECH®

smart tools
for heavy tasks










MAGNETIC DRILLS RAIL DRILLS PUNCHERS










www.promotech.eu

Model	Weight	Power	Max milling capacity	Max drilling capacity	Max Tap size
PRO-36 AD	9.5 kg (21 lbs)	1020 W	36 mm (1-7/16")	12 mm (1/2")	-
PRO-36	10 kg (22 lbs)	1020 W	36 mm (1-7/16")	12 mm (1/2")	-
PRO-36 AUTO	13.5 kg (30 lbs)	1020 W	36 mm (1-7/16")	12 mm (1/2")	-
PRO-36 MS	14 kg (31 lbs)	1020 W	36 mm (1-7/16")	-	-
PRO-36 PM	13 kg (29 lbs)	1020 W	36 mm (1-7/16")	-	-
PRO-36 T3	11 kg (24 lbs)	1020 W	36 mm (1-7/16")	-	-
PRO-40	12.7 kg (27 lbs 6 oz)	1100 W	40 mm (1-9/16")	16 mm (5/8")	-
PRO-51	16.5 kg (35 lbs 9 oz)	1300 W	51 mm (2")	23 mm (7/8")	-
PRO-52T	17 kg (37 lbs)	1600 W	50 mm (2")	23 mm (7/8")	M20
PRO-62	17 kg (37 lbs)	1600 W	65 mm (2-9/16")	-	-
PRO-72T	18 kg (40 lbs)	1600 W	70 mm (2-3/4")	25 mm (1")	M20
PRO-76	27 kg (58 lbs 4 oz)	1800 W	76 mm (3")	31.75 mm (1-1/4")	M24 *
PRO-76T	27 kg (58 lbs 4 oz)	1800 W	76 mm (3")	31.75 mm (1-1/4")	M24
PRO-111	31 kg (66 lbs 14 oz)	1800 W	111 mm (4-3/8")	47 mm (1-7/8")	M30 *
PRO-112T	25 kg (55 lbs)	2300 W	100 mm (4")	31.75 mm (1-1/4")	M30
PRO-132T	31 kg (68 lbs)	2300 W	130 mm (5")	47 mm (1-7/8")	M42










* tapping attachment required

 Motor Speed (under load)	 Max milling capacity	 Stroke
 Power	 Max drilling capacity	 Max depth of cut
 Weight	 Max Tap size	 Spindle










	PRO-36 AD ULTRA LOW PROFILE	PRO-36 COMPACT	PRO-36 AUTO AUTO FEED
	370 rpm (for 230 V); 350 rpm (for 115 V)	350 rpm	350 rpm, without load 580 rpm
	1020 W	1020 W	1020 W
	9.5 kg (21 lbs)	10 kg (22 lbs)	13.5 kg (30 lbs)
	36 mm (1-7/16")	36 mm (1-7/16")	36 mm (1-7/16")
	12 mm (1/2")	12 mm (1/2")	12 mm (1/2")
	39 mm (1-1/2")	70 mm (2-3/4")	70 mm (2-4/5")
	30 mm (1-3/16") with TCT cutters, 20 mm (13/16") with HSS cutters	51 mm (2")	51 mm (2")












	PRO-76 MULTIFUNCTIONAL	PRO-111 HEAVY DUTY
	80-160 rpm 210-420 rpm	85/135/160/250 rpm
	1800 W	1800 W
	27 kg (58 lbs 4 oz)	31 kg (66 lbs 14 oz)
	76 mm (3")	111 mm (4-3/8")
	31.75 mm (1-1/4")	47 mm (1-7/8")
	M24 (tapping attachment required)	M30 (tapping attachment required)
	225 mm (8-7/8")	230 mm (9-1/16")
	75 mm (3")	76 mm (3")
	MT3	MT4











	PRO-36 MS MULTI SURFACE	PRO-36 PM PERMANENT MAGNET	PRO-36 T3 MIN. THICKNESS 3 MM
	350 rpm	350 rpm	350 rpm
	1020 W	1020 W	1020 W
	14 kg (31 lbs)	13 kg (29 lbs)	11 kg (24 lbs)
	36 mm (1-7/16")	36 mm (1-7/16")	36 mm (1-7/16")
	-	-	-
	70 mm (2-3/4")	70 mm (2-3/4")	70 mm (2-3/4")
	35 mm (1-3/8")	45 mm (1-3/4")	51 mm (2")












	PRO-52T UNIVERSAL	PRO-72T VERSATILE	PRO-76T MULTIFUNCTIONAL
	160-250 rpm (gear I), 390-580 rpm (gear II)	120-190 rpm (gear I), 290-450 rpm (gear II)	80-160 rpm 210-420 rpm
	1600 W	1600 W	1800 W
	17 kg (37 lbs)	18 kg (40 lbs)	27 kg (58 lbs 4 oz)
	50 mm (2")	70 mm (2-3/4")	76 mm (3")
	23 mm (7/8")	25 mm (1")	31.75 mm (1-1/4")
	M20	M20	M24
	190 mm (7-1/2")	190 mm (7-1/2")	225 mm (8-7/8")
	75 mm (3")	75 mm (3")	75 mm (3")
	MT2	MT3	MT3



	PRO-40 PRACTICAL	PRO-51 UNIVERSAL	PRO-62 ANNULAR CUTTER
	440 rpm	200-400 rpm	160 rpm (gear I), 390 rpm (gear II)
	1100 W	1300 W	1600 W
	12,7 kg (27 lbs 6 oz)	16,5 kg (35 lbs 9 oz)	17 kg (37 lbs)
	40 mm (1-9/16")	51 mm (3")	65 mm (2-9/16")
	16 mm (10/16")	23 mm (7/8")	-
	124 mm (4-7/8")	153 mm (6")	95 mm (3-3/4")
	51 mm (2")	51 mm (2")	75 mm (3")
	MT2	MT3	-



	PRO-112T INDUSTRIAL	PRO-132T HEAVY DUTY
	75-110 rpm (gear I), 135-200 rpm (gear II), 220-320 rpm (gear III), 390-570 rpm (gear IV)	55-85 rpm (gear I), 100-150 rpm (gear II), 200-300 rpm (gear III), 350-520 rpm (gear IV)
	2300 W	2300 W
	25 kg (55 lbs)	31 kg (68 lbs)
	100 mm (4")	130 mm (5")
	31.75 mm (1-1/4")	47 mm (1-7/8")
	M30	M42
	225 mm (9")	260 mm (10")
	100 mm (4")	100 mm (4")
	MT3	MT4