

## Auto Feed Portable Bevelling Machine ABM 26

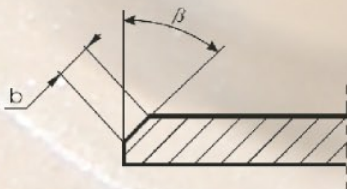


This new portable beveller is designed for bevelling sheet metal plates in the auto feed mode. It means that ABM 26 machine can travel along plate's edge and perform bevelling without any assistance from an operator. All that is required to do is to position the guide track along an edge, select required bevelling angle, place ABM 26 machine on the track, set the travel speed and start milling.

As a tool ABM 26 machine uses a purpose designed milling head equipped with a set of high quality carbide inserts.

It can mill plates in both directions, what eliminates unnecessary "empty journeys". ABM 26 is equipped with a microprocessor based control system to protect the machine, the tool and most importantly the operator.


The length of the guide track can be extended to any required lengths.



Max. bevel width depending on the angle					
$\beta$	0°	30°	45°	60°	75°
b	35 mm	29 mm	26 mm	29 mm	35 mm

### TECHNICAL DATA

Product Code:	FRE-0152-00-00-00-0
Power supply:	230 – 240 V / 50-60 Hz
Motor power:	1,5 kW
Feed speed (for steel):	max. 500 mm/min. (19-11/16")/min
Beveling width:	0 - 35 mm (1-3/8")
Angles range:	0° - 60° *
Length of the guide track in standard equipment:	2 m (78-3/4") in 1m (39-3/8") sections
Feed system:	AUTO
Length x Width x Height:	370 x 520 x 410 mm** (14-9/16 x 20-1/2 x 16 1/8")
Weight:	55 kg (118 lbs 10oz)***



- \* - up to 75 ° on customer's request
- \*\* - without guide track
- \*\*\* - with 2-section guide track and track clamps/3 pcs/

#### Standard shipping set:

- Carriage mounted on one Guide Track
- Another Guide Track
- Milling Head equipped with 7 Special Geometry Cutting Inserts
- 4 Angle Attachments (0° + 15° + 30° + 45°)
- 3 Track Clamps for plate thickness up to 35mm
- 2 Clamps for plate thickness up to 35mm
- Set of keys
- Operator's Manual (English)



**Optional & spare equipment:**

- GLW-000013 Milling Head
- PLY-000197 Special Geometry Cutting Insert (1 piece), sold 10pcs/box
- GLW-000014 Milling Head for J-Groove Beveling R6
- PLY-000198 Cutting Insert for J-Groove Beveling R6 (1 piece), sold 10pcs/box
- GLW-000015 Milling Head for J-Groove Beveling R8
- PLY-000201 Cutting Insert for J-Groove Beveling R8 (1 piece), sold 10pcs/box
- SGM-0152-04-01-00-2: Guide track (1 segment) L=1200mm (47-1/4") (photo 8)
- UST-0152-04-04-00-2: Track Clamp for plate thickness up to 35mm (photo 1)
- UST-0152-15-01-00-0: Track Clamp for plate thickness up to 70mm (photo 2)
- ZCS-0152-04-02-00-1: Clamp for plate thickness up to 35mm (photo 6)
- ZCS-0152-15-02-00-0: Clamp for plate thickness up to 70mm (photo 7)
- UCW-0152-04-03-00-1: Auxiliary bracket (photo 5)
- WSP-0152-03-03-00-0: 0° Angle Attachment
- WSP-0152-03-05-00-0: 15° Angle Attachment
- WSP-0152-03-07-00-0: 20° Angle Attachment
- WSP-0152-03-10-00-0: 22,5° Angle Attachment
- WSP-0152-03-09-00-0: 25° Angle Attachment
- WSP-0152-03-02-00-0: 30° Angle Attachment
- WSP-0152-03-15-00-0: 35° Angle Attachment
- WSP-0152-03-11-00-0: 37,5° Angle Attachment
- WSP-0152-03-12-00-0: 40° Angle Attachment
- WSP-0152-03-01-00-0: 45° Angle Attachment (photo 3)
- WSP-0152-03-13-00-0: 50° Angle Attachment
- WSP-0152-03-08-00-0: 55° Angle Attachment
- WSP-0152-03-04-00-0: 60° Angle Attachment
- WSP-0152-03-14-00-0: 12° Angle Attachment with height adjustment (photo 4)

*Any Additional Angle Attachment up to 75° , on customer's request*



Photo 1



Photo 2



Photo 3



Photo 4



Photo 5



Photo 6





Photo 7



Photo 8


**ABM-26 can do J-Groove beveling by means of optional J-Groove milling head and appropriate angle attachment.**





This option is available on customer's request.  
Please contact us to get more information.

ABM-26 can be used for long plate beveling by means of 3 guide tracks, hence length of plate is unlimited.



All information is subject to change without further notice version 12/2010

More information about accessories and spare parts is available at [www.promotech.eu](http://www.promotech.eu)

PROMOTECH Sp. z o.o.  
ul. Elewatorska 23/1, 15-620 BIAŁYSTOK, POLAND  
tel. (+48 85) 678 34 05, fax (+48 85) 662-78-77  
marketing@promotech.eu www.promotech.eu

Your local dealer:

